

PharmLabs San Diego Certificate of Analysis

3421 Hancock St, Second Floor, San Diego, CA 92110 | License: C8-000098-LIC
 ISO/IEC 17025:2017 Certification L17-427-1 | Accreditation #85368



Sample **OLEO RESIN 2 THCA**

Sample ID SD230127-032 (60722)	Matrix Concentrate (Inhalable Cannabis Good)	Name Sunflower Wellness
Distributor License 0039W3	Address 1830 Boston Ave	Reported Jan 30, 2023
Sampled -	Received Jan 27, 2023	
Analyses executed CAN+		

CAN+ - Cannabinoids Analysis

Analyzed Jan 30, 2023 | Instrument HPLC-VWD | Method SOP-001
 The expanded Uncertainty of the Cannabinoid analysis is approximately 7.806% at the 95% Confidence Level

Analyte	LOD mg/g	LOQ mg/g	Result %	Result mg/g
Cannabidiol (CBD)	0.039	0.16	ND	ND
Cannabidiolic Acid (CBDA)	0.001	0.16	61.47	614.72
Cannabigerol Acid (CBGA)	0.001	0.16	1.02	10.22
Cannabigerol (CBG)	0.001	0.16	0.53	5.27
Cannabidiol (CBD)	0.001	0.16	12.28	122.80
Tetrahydrocannabinol (THCV)	0.001	0.16	ND	ND
Cannabinol (CBN)	0.001	0.16	ND	ND
Tetrahydrocannabinol (Δ9-THC)	0.003	0.16	0.92	9.23
Δ8-tetrahydrocannabinol (Δ8-THC)	0.004	0.16	ND	ND
Cannabicyclol (CBL)	0.002	0.16	ND	ND
Cannabichromene (CBC)	0.002	0.16	1.10	11.03
Tetrahydrocannabinolic Acid (THCA)	0.001	0.16	0.96	9.65
Total THC (THCa * 0.877 + Δ9THC)			1.77	17.70
Total THC + Δ8THC (THCa * 0.877 + Δ9THC + Δ8THC)			1.77	17.70
Total CBD (CBDA * 0.877 + CBD)			66.19	661.91
Total CBG (CBGa * 0.877 + CBG)			1.42	14.23
Total Cannabinoids			70.49	704.87

UI Not Identified
 ND Not Detected
 N/A Not Applicable
 NT Not Reported
 LOD Limit of Detection
 LOQ Limit of Quantification
 <LOQ Detected
 >ULOL Above upper limit of linearity
 CFU/g Colony Forming Units per 1 gram
 TNTC Too Numerous to Count



Scan the QR code to verify authenticity.

Authorized Signature

Brandon Starr

Brandon Starr, Lab Manager
 Mon, 30 Jan 2023 09:55:48 -0800

PharmLabs San Diego | 3421 Hancock St, Second Floor, San Diego, CA 92110 | 619.356.0898 | ISO/IEC 17025:2017 Certification L17-427-1



This report shall not be reproduced except in full, without the written approval of the lab. This report is for informational purposes only and should not be used to diagnose, treat or prevent any disease. Results are only for samples and batches indicated. Results are reported on an "as received" basis, unless indicated otherwise. When a Pass/Fail status is reported, that status is intended to be in accordance with federal, state and local laws which are required for the customer to be in compliance. The measurement of uncertainty is not included in the Pass/Fail evaluation unless explicitly required by federal, state or local laws and has been reported on the certificate of analysis. Measurement of uncertainty is available upon request.

PharmLabs San Diego Certificate of Analysis

3421 Hancock St, Second Floor, San Diego, CA 92110 | License: C8-000098-LIC
 ISO/IEC 17025:2017 Certification L17-427-1 | Accreditation #85368



Sample **JL-THCH-03213**

Sample ID SD230327-014 (71231) Matrix Concentrate (Inhalable Cannabis Good) Name Sunflower Wellness
 Distributor License 0039W5 Address 1830 Boston Ave Reported Mar 28, 2023
 Sampled - Received Mar 27, 2023
 Analyses executed CANX

CANX - Cannabinoids Analysis

Analyzed Mar 28, 2023 | Instrument HPLC-VWD | Method
 The expanded Uncertainty of the Cannabinoid analysis is approximately $\pm 8.06\%$ at the 95% Confidence Level

Analyte	LOD mg/g	LOQ mg/g	Result %	Result mg/g
11-Hydroxy- Δ^8 -Tetrahydrocannabivarin (11-Hyd- Δ^8 -THCV)	0.013	0.041	ND	ND
Cannabidiol (CBD)	0.002	0.007	ND	ND
Abnormal Cannabidiol (a-CBD)	0.01	0.031	ND	ND
(+/-)-9B-hydroxy-Hexahydrocannabinol (9b-HHC)	0.012	0.036	ND	ND
11-Hydroxy- Δ^8 -Tetrahydrocannabinol (11-Hyd- Δ^8 -THC)	0.007	0.021	ND	ND
Cannabidiolic Acid (CBDA)	0.001	0.16	ND	ND
Cannabigerol Acid (CBGA)	0.001	0.16	ND	ND
Cannabigerol (CBG)	0.001	0.16	ND	ND
Cannabidiol (CBD)	0.001	0.16	ND	ND
1(S)-THD (s-THD)	0.013	0.041	ND	ND
1(R)-THD (r-THD)	0.025	0.075	ND	ND
Tetrahydrocannabivarin (THCV)	0.001	0.16	ND	ND
Δ^8 -tetrahydrocannabivarin (Δ^8 -THCV)	0.021	0.064	ND	ND
Cannabidihexol (CBDH)	0.005	0.16	ND	ND
Tetrahydrocannabutol (Δ^9 -THCB)	0.013	0.038	ND	ND
Cannabinol (CBN)	0.001	0.16	ND	ND
Cannabidiphorol (CBDP)	0.015	0.047	ND	ND
exo-THC (exo-THC)	0.005	0.16	ND	ND
Tetrahydrocannabinol (Δ^9 -THC)	0.003	0.16	ND	ND
Δ^8 -tetrahydrocannabinol (Δ^8 -THC)	0.004	0.16	ND	ND
(6aR,9S)- Δ^{10} -Tetrahydrocannabinol ((6aR,9S)- Δ^{10})	0.015	0.16	ND	ND
Hexahydrocannabinol (S isomer) (9s-HHC)	0.017	0.16	ND	ND
(6aR,9R)- Δ^{10} -Tetrahydrocannabinol ((6aR,9R)- Δ^{10})	0.007	0.16	ND	ND
Hexahydrocannabinol (R isomer) (9r-HHC)	0.016	0.16	ND	ND
Tetrahydrocannabinolic Acid (THCA)	0.001	0.16	ND	ND
Δ^9 -Tetrahydrocannabinol (Δ^9 -THC)	0.024	0.071	≈ 99.9	≈ 999
Cannabinol Acetate (CBNO)	0.014	0.043	ND	ND
Δ^9 -Tetrahydrocannabiphorol (Δ^9 -THCP)	0.017	0.16	ND	ND
Δ^8 -Tetrahydrocannabiphorol (Δ^8 -THCP)	0.041	0.16	ND	ND
Cannabicitran (CBT)	0.005	0.16	ND	ND
Δ^8 -THC-O-acetate (Δ^8 -THCO)	0.076	0.16	ND	ND
9(S)-HHCP (s-HHCP)	0.031	0.094	ND	ND
Δ^9 -THC-O-acetate (Δ^9 -THCO)	0.066	0.16	ND	ND
9(R)-HHCP (r-HHCP)	0.026	0.079	ND	ND
9(S)-HHC-O-acetate (s-HHCO)	0.005	0.16	ND	ND
9(R)-HHC-O-acetate (r-HHCO)			NT	NT
3-octyl- Δ^8 -Tetrahydrocannabinol (Δ^8 -THC-C8)	0.067	0.204	ND	ND
Δ^9 -THC methyl ether (Δ^9 -MeO-THC)			ND	ND
Total THC (THCa * 0.877 + Δ^9 THC)			ND	ND
Total THC + Δ^8 THC + Δ^{10} THC (THCa * 0.877 + Δ^9 THC + Δ^8 THC + Δ^{10} THC)			ND	ND
Total CBD (CBDA * 0.877 + CBD)			ND	ND
Total CBG (CBGA * 0.877 + CBG)			ND	ND
Total HHC (9r-HHC + 9s-HHC)			ND	ND
Total Cannabinoids			99.90	999.00

UI Not Identified
 ND Not Detected
 N/A Not Applicable
 NT Not Reported
 LOD Limit of Detection
 LOQ Limit of Quantification
 <LOQ Detected
 >ULOL Above upper limit of linearity
 CFU/g Colony Forming Units per 1 gram
 TNTC Too Numerous to Count




Scan the QR code to verify authenticity.

Authorized Signature

Brandon Starr

Brandon Starr, Lab Manager
 Tue, 28 Mar 2023 11:09:11 -0700




PharmLabs San Diego | 3421 Hancock St, Second Floor, San Diego, CA 92110 | 619.356.0898 | ISO/IEC 17025:2017 Certification L17-427-1

This report shall not be reproduced except in full, without the written approval of the lab. This report is for informational purposes only and should not be used to diagnose, treat or prevent any disease. Results are only for samples and batches indicated. Results are reported on an "as received" basis, unless indicated otherwise. When a Pass/Fail status is reported, that status is intended to be in accordance with federal, state and local laws which are required for the customer to be in compliance. The measurement of uncertainty is not included in the Pass/Fail evaluation unless explicitly required by federal, state or local laws and has been reported on the certificate of analysis. Measurement of uncertainty is available upon request.

14423-SN-046

 Sample ID: SA-230601-22227
 Batch: 14423-SN-046
 Type: Finished Product - Inhalable
 Matrix: Concentrate - Isolate
 Unit Mass (g):

 Collected: 06/01/2023
 Received: 06/02/2023
 Completed: 06/08/2023

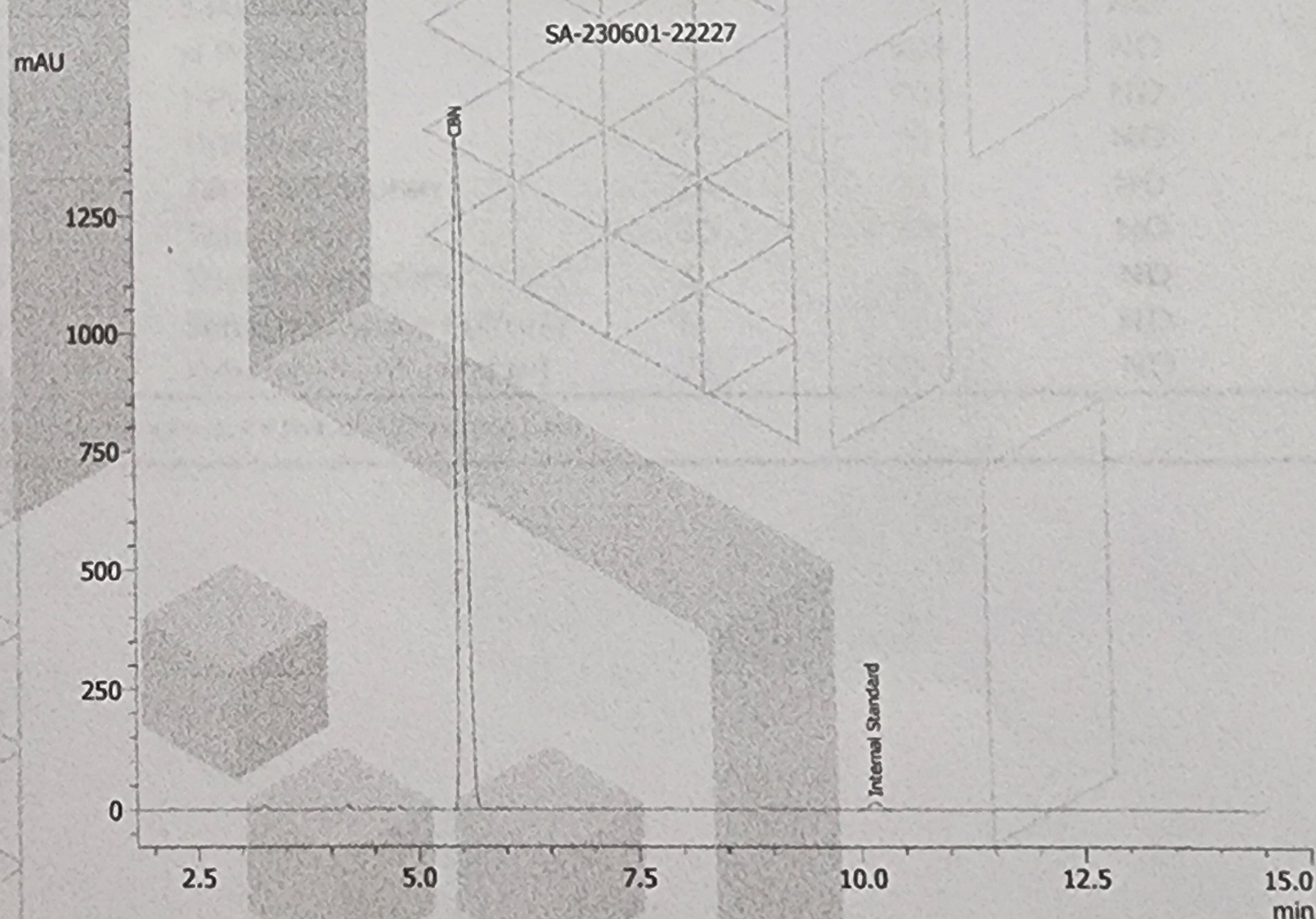
Client
 Sunflower Wellness
 1830 Boston Ave Unit D
 Longmont, CO 80501
 USA

Summary

Test	Date Tested	Status
Cannabinoids	06/06/2023	Tested
Residual Solvents	06/08/2023	Tested


ND Total Δ9-THC	99.1% CBN	99.1% Total Cannabinoids	Not Tested Moisture Content	Not Tested Foreign Matter	Yes Internal Standard Normalization
---------------------------	---------------------	------------------------------------	---------------------------------------	-------------------------------------	---

Cannabinoids by HPLC-PDA, LC-MS/MS, and/or GC-MS/MS


Analyte	LOD (%)	LOQ (%)	Result (%)	Result (mg/g)
CBC	0.0095	0.0284	ND	ND
CBCA	0.0181	0.0543	ND	ND
CBCV	0.006	0.018	ND	ND
CBD	0.0081	0.0242	ND	ND
CBDA	0.0043	0.013	ND	ND
CBDV	0.0061	0.0182	ND	ND
CBDVA	0.0021	0.0063	ND	ND
CBG	0.0057	0.0172	ND	ND
CBGA	0.0049	0.0147	ND	ND
CBL	0.0112	0.0335	ND	ND
CBLA	0.0124	0.0371	ND	ND
CBN	0.0056	0.0169	99.1	991
CBNA	0.006	0.0181	ND	ND
CBT	0.018	0.054	ND	ND
Δ8-THC	0.0104	0.0312	ND	ND
Δ9-THC	0.0076	0.0227	ND	ND
Δ9-THCA	0.0084	0.0251	ND	ND
Δ9-THCV	0.0069	0.0206	ND	ND
Δ9-THCVA	0.0062	0.0186	ND	ND
Total Δ9-THC			ND	ND
Total			99.1	991



ND = Not Detected; NT = Not Tested; LOD = Limit of Detection; LOQ = Limit of Quantitation; RL = Reporting Limit; Δ = Delta; Total Δ9-THC = Δ9-THCA * 0.877 + Δ9-THC; Total CBD = CBDA * 0.877 + CBD;



 Generated By: Ryan Bellone
 CCO
 Date: 06/08/2023



 Tested By: Nicholas Howard
 Scientist
 Date: 06/06/2023

 ISO/IEC 17025:2017 Accredited
 Accreditation #108651




KCA Laboratories
232 North Plaza Drive
Nicholasville, KY 40356

+1-833-KCA-LABS
<https://kcalabs.com>
KDA Lic.# P_0058

14423-SN-046

Sample ID: SA-230601-22227
Batch: 14423-SN-046
Type: Finished Product - Inhalable
Matrix: Concentrate - Isolate
Unit Mass (g):

Collected: 06/01/2023
Received: 06/02/2023
Completed: 06/08/2023

Client
Sunflower Wellness
1830 Boston Ave Unit D
Longmont, CO 80501
USA

Residual Solvents by HS-GC-MS

Analyte	LOD (ppm)	LOQ (ppm)	Result (ppm)	Analyte	LOD (ppm)	LOQ (ppm)	Result (ppm)
Acetone	167	500	ND	Ethylene Glycol	21	62	ND
Acetonitrile	14	41	ND	Ethylene Oxide	0.5	1	ND
Benzene	0.5	1	ND	Heptane	167	500	ND
Butane	167	500	ND	n-Hexane	10	29	33.1
1-Butanol	167	500	ND	Isobutane	167	500	ND
2-Butanol	167	500	ND	Isopropyl Acetate	167	500	ND
2-Butanone	167	500	ND	Isopropyl Alcohol	167	500	ND
Chloroform	2	6	ND	Isopropylbenzene	167	500	ND
Cyclohexane	129	388	ND	Methanol	100	300	ND
1,2-Dichloroethane	0.5	1	ND	2-Methylbutane	10	29	ND
1,2-Dimethoxyethane	4	10	ND	Methylene Chloride	20	60	ND
Dimethyl Sulfoxide	167	500	ND	2-Methylpentane	10	29	ND
N,N-Dimethylacetamide	37	109	ND	3-Methylpentane	10	29	ND
2,2-Dimethylbutane	10	29	ND	n-Pentane	167	500	<LOQ
2,3-Dimethylbutane	10	29	ND	1-Pentanol	167	500	ND
N,N-Dimethylformamide	30	88	ND	n-Propane	167	500	ND
2,2-Dimethylpropane	167	500	ND	1-Propanol	167	500	ND
1,4-Dioxane	13	38	ND	Pyridine	7	20	ND
Ethanol	167	500	ND	Tetrahydrofuran	24	72	ND
2-Ethoxyethanol	6	16	ND	Toluene	30	89	ND
Ethyl Acetate	167	500	ND	Trichloroethylene	3	8	ND
Ethyl Ether	167	500	ND	Tetramethylene Sulfone	6	16	ND
Ethylbenzene	3	7	ND	Xylenes (o-, m-, and p-)	73	217	ND

ND = Not Detected; NT = Not Tested; LOD = Limit of Detection; LOQ = Limit of Quantitation; P = Pass; F = Fail; RL = Reporting Limit

Generated By: Ryan Bellone
CCO
Date: 06/08/2023

Tested By: Scott Caudill
Senior Scientist
Date: 06/08/2023





Sample HP CBD9- 060923

Sample ID:	BBL_4399	Matrix:	Concentrate	Analyses Executed:	CAN
Company:	Sunflower Wellness	Batch ID:	HP CBD9- 060923	Reported:	22 Jun, 2023
Phone:		Received:	12 Jun, 2023		
Address:					
Email:	zach@sunflowerwellness.us				



Lab Notes: Results reported for sample as received. THCP, HHCP, HHCO, D10-THC and D8-THCV are not A2LA accredited.

Cannabinoid Profile Analysis

Analyzed 15 Jun, 2023 | Instrument HPLC-PDA | Method TM-101
 Uncertainty Measurement at 95% confidence level is 10%, k=2

Analyte	LOD (ppm)	LOQ (ppm)	Result %	Result (mg/g)
Cannabidivarinic acid (CBDVa)	0.030	0.080	ND	ND
Cannabidivarin (CBDV)	0.050	0.150	ND	ND
Cannabidiolic acid (CBDa)	0.040	0.110	ND	ND
Cannabidiol (CBD)	0.060	0.190	ND	ND
Cannabigerolic acid (CBGa)	0.040	0.120	ND	ND
Cannabigerol (CBG)	0.080	0.230	ND	ND
Cannabinolic acid (CBNa)	0.080	0.250	ND	ND
Cannabinol (CBN)	0.040	0.120	ND	ND
Cannabichromenic acid (CBCa)	0.350	1.060	ND	ND
Cannabichromene (CBC)	0.090	0.280	ND	ND
Cannabicyclol (CBL)	0.210	0.640	ND	ND
D9-Tetrahydrocannabinolic acid (THCa)	0.130	0.400	ND	ND
D9-Tetrahydrocannabinol (D9-THC)	0.120	0.360	100	1000
Tetrahydrocannabivarinic acid (THCVa)	0.050	0.160	ND	ND
Tetrahydrocannabivarin (THCV)	0.080	0.240	ND	ND
D8-Tetrahydrocannabinol (D8-THC)	0.140	0.430	ND	ND
Total THC (THCa * 0.877 + THC)			100	1000
Total CBD (CBDa * 0.877 + CBD)			ND	ND
Total CBG (CBGa * 0.877 + CBG)			ND	ND
Total Cannabinoids			100	1000

Sample Photography



■ D9-THC

NR Not Reportable
 ND Not Detected
 N/A Not Applicable
 NT Not Tested
 LOD Limit of Detection
 LOQ Limit of Quantification
 <LOQ Detected
 >ULOL Above upper limit of linearity
 CFU/g Colony Forming Units per 1 gram
 TNTC Too Numerous to Count



Scan the QR code to verify authenticity.

Authorized Signature

Archana

Dr. Archana R. Parameswar,
 Laboratory Director
 22 Jun, 2023 09:37:12 AM

PharmLabs San Diego Certificate of Analysis



3421 Hancock St, Second Floor, San Diego, CA 92110 | License: CB-0000098-LIC
 ISO/IEC 17025:2017 Certification L17-427-1 | Accreditation #85368

Sample **SDD-482-487 (3)**

Sample ID SD230623-018 (80268)	Matrix Concentrate (Inhalable Cannabis Good)	Name Sunflower Wellness
Distributor License 0039W3	Address 1830 Boston Ave	Reported Jun 26, 2023
Sampled -	Received Jun 23, 2023	
Analyses executed CAN+		

Laboratory note: The estimated concentration of the unknown peak in the sample is 6.99%. Currently PharmLabs laboratory can not confirm an unidentified peak in your chromatogram due to interference (only with highly concentrated D8 products) from which we believe to be either (+)-THC or (-)-THC. At this time there are no reference standards available for (+)-THC. (+)-THC is a different compound from the main (-)-THC cannabinoid and, therefore, these two compounds may have different efficacies. Using the most advanced instruments and techniques available, the separation of (+)-THC and (-)-THC is problematic for the scientific community as a whole. PharmLabs believes the unidentified peak to be a combination of (+)-THC and (-)-THC with the majority, if not all, of the concentration being (+)-THC. Total (+)-THC concentration is estimated to be: 91.79%

CAN+ - Cannabinoids Analysis

Analyzed Jun 26, 2023 | Instrument HPLC-VWD | Method SOP-001
 The expanded Uncertainty of the Cannabinoid analysis is approximately 8.806% at the 95% Confidence Level

Analyte	LOD mg/g	LOQ mg/g	Result %	Result mg/g
Cannabidiol (CBD)	0.001	0.16	ND	ND
Tetrahydrocannabinol (THC)	0.001	0.16	91.79	917.90
Total THC (THC + Δ9-THC)			91.79	917.90
Total CBD (CBD + CBDA)			ND	ND
Total CBG (CBG + CBGA)			91.79	917.90
Total Cannabinoids			91.79	917.90

Cannabinoids by HPLC-PDA, LC-MS/MS, or GC-MS/MS

Analyte	LOD	LOQ	Result
THC	0.001	0.16	91.79
Δ9-THC	0.001	0.16	0.00
Δ8-THC	0.001	0.16	0.00
THCA	0.001	0.16	0.00
Δ9-THCA	0.001	0.16	0.00
Δ8-THCA	0.001	0.16	0.00
CBD	0.001	0.16	0.00
CBDA	0.001	0.16	0.00
CBG	0.001	0.16	0.00
CBGA	0.001	0.16	0.00
CBN	0.001	0.16	0.00
CBNA	0.001	0.16	0.00
CBV	0.001	0.16	0.00
CBVA	0.001	0.16	0.00
THCV	0.001	0.16	0.00
THCVA	0.001	0.16	0.00
THCVA-11	0.001	0.16	0.00
THCVA-7	0.001	0.16	0.00
THCVA-8	0.001	0.16	0.00
THCVA-9	0.001	0.16	0.00
THCVA-10	0.001	0.16	0.00
THCVA-11	0.001	0.16	0.00
THCVA-12	0.001	0.16	0.00
THCVA-13	0.001	0.16	0.00
THCVA-14	0.001	0.16	0.00
THCVA-15	0.001	0.16	0.00
THCVA-16	0.001	0.16	0.00
THCVA-17	0.001	0.16	0.00
THCVA-18	0.001	0.16	0.00
THCVA-19	0.001	0.16	0.00
THCVA-20	0.001	0.16	0.00
THCVA-21	0.001	0.16	0.00
THCVA-22	0.001	0.16	0.00
THCVA-23	0.001	0.16	0.00
THCVA-24	0.001	0.16	0.00
THCVA-25	0.001	0.16	0.00
THCVA-26	0.001	0.16	0.00
THCVA-27	0.001	0.16	0.00
THCVA-28	0.001	0.16	0.00
THCVA-29	0.001	0.16	0.00
THCVA-30	0.001	0.16	0.00
THCVA-31	0.001	0.16	0.00
THCVA-32	0.001	0.16	0.00
THCVA-33	0.001	0.16	0.00
THCVA-34	0.001	0.16	0.00
THCVA-35	0.001	0.16	0.00
THCVA-36	0.001	0.16	0.00
THCVA-37	0.001	0.16	0.00
THCVA-38	0.001	0.16	0.00
THCVA-39	0.001	0.16	0.00
THCVA-40	0.001	0.16	0.00
THCVA-41	0.001	0.16	0.00
THCVA-42	0.001	0.16	0.00
THCVA-43	0.001	0.16	0.00
THCVA-44	0.001	0.16	0.00
THCVA-45	0.001	0.16	0.00
THCVA-46	0.001	0.16	0.00
THCVA-47	0.001	0.16	0.00
THCVA-48	0.001	0.16	0.00
THCVA-49	0.001	0.16	0.00
THCVA-50	0.001	0.16	0.00
THCVA-51	0.001	0.16	0.00
THCVA-52	0.001	0.16	0.00
THCVA-53	0.001	0.16	0.00
THCVA-54	0.001	0.16	0.00
THCVA-55	0.001	0.16	0.00
THCVA-56	0.001	0.16	0.00
THCVA-57	0.001	0.16	0.00
THCVA-58	0.001	0.16	0.00
THCVA-59	0.001	0.16	0.00
THCVA-60	0.001	0.16	0.00
THCVA-61	0.001	0.16	0.00
THCVA-62	0.001	0.16	0.00
THCVA-63	0.001	0.16	0.00
THCVA-64	0.001	0.16	0.00
THCVA-65	0.001	0.16	0.00
THCVA-66	0.001	0.16	0.00
THCVA-67	0.001	0.16	0.00
THCVA-68	0.001	0.16	0.00
THCVA-69	0.001	0.16	0.00
THCVA-70	0.001	0.16	0.00
THCVA-71	0.001	0.16	0.00
THCVA-72	0.001	0.16	0.00
THCVA-73	0.001	0.16	0.00
THCVA-74	0.001	0.16	0.00
THCVA-75	0.001	0.16	0.00
THCVA-76	0.001	0.16	0.00
THCVA-77	0.001	0.16	0.00
THCVA-78	0.001	0.16	0.00
THCVA-79	0.001	0.16	0.00
THCVA-80	0.001	0.16	0.00
THCVA-81	0.001	0.16	0.00
THCVA-82	0.001	0.16	0.00
THCVA-83	0.001	0.16	0.00
THCVA-84	0.001	0.16	0.00
THCVA-85	0.001	0.16	0.00
THCVA-86	0.001	0.16	0.00
THCVA-87	0.001	0.16	0.00
THCVA-88	0.001	0.16	0.00
THCVA-89	0.001	0.16	0.00
THCVA-90	0.001	0.16	0.00
THCVA-91	0.001	0.16	0.00
THCVA-92	0.001	0.16	0.00
THCVA-93	0.001	0.16	0.00
THCVA-94	0.001	0.16	0.00
THCVA-95	0.001	0.16	0.00
THCVA-96	0.001	0.16	0.00
THCVA-97	0.001	0.16	0.00
THCVA-98	0.001	0.16	0.00
THCVA-99	0.001	0.16	0.00
THCVA-100	0.001	0.16	0.00

UI Not Identified
 ND Not Detected
 N/A Not Applicable
 NT Not Reported
 LOD Limit of Detection
 LOQ Limit of Quantification
 <LOQ Detected
 >ULOI Above upper limit of linearity
 CPU/g Colony Forming Units per 1 gram
 TNTC Too Numerous to Count

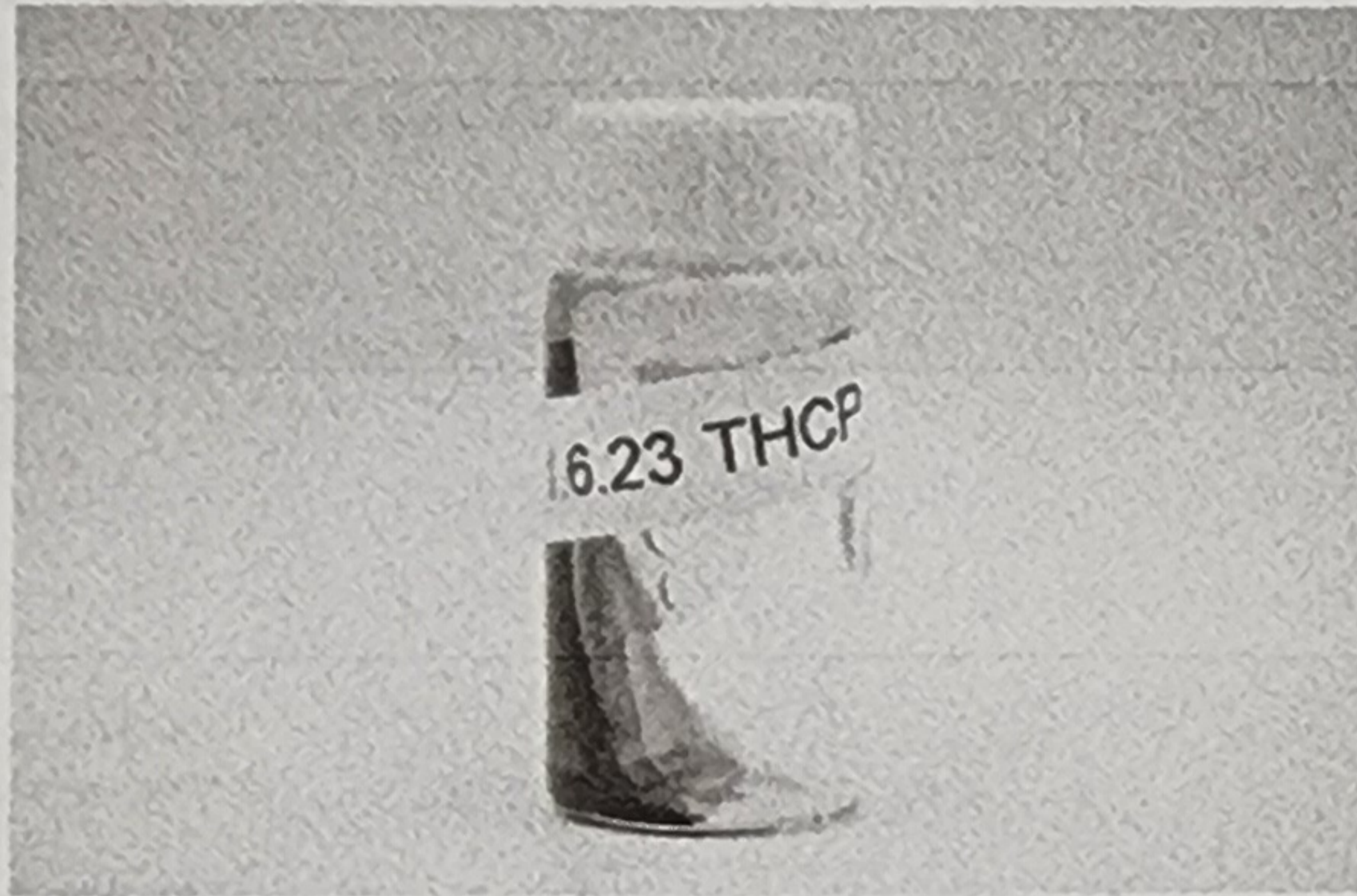


Authorized Signature
Brandon Starr
 Brandon Starr, Lab Manager
 Mon, 26 Jun 2023 09:46:08 -0700

1.6.23 THCP

 Sample ID: SA-230630-23747
 Batch: 1.6.23 THCP
 Type: Finished Product - Inhalable
 Matrix: Concentrate - Distillate
 Unit Mass (g):

 Collected: 06/29/2023
 Received: 07/03/2023
 Completed: 07/10/2023

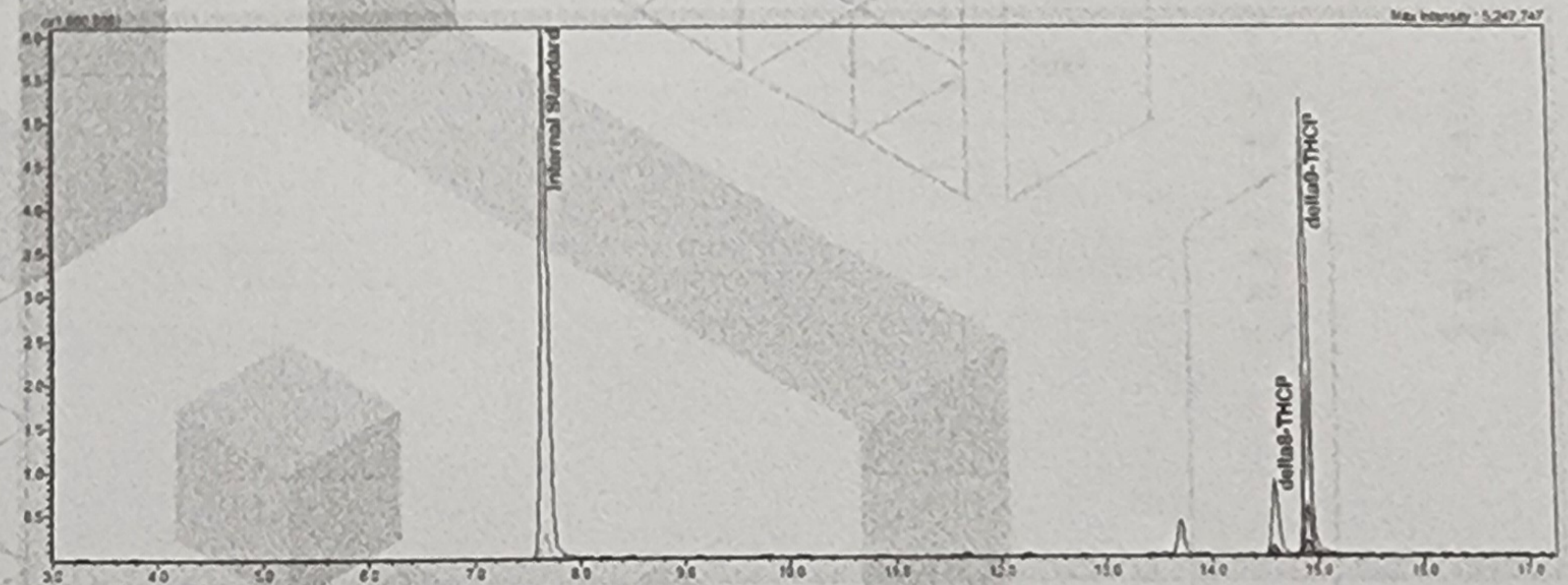
Client
 Sunflower Wellness
 1830 Boston Ave Unit D
 Longmont, CO 80501
 USA

Summary

Test Cannabinoids	Date Tested 07/10/2023	Status Tested
-----------------------------	----------------------------------	-------------------------


ND Total Δ9-THC	83.8 % Δ9-THCP	93.1 % Total Cannabinoids	Not Tested Moisture Content	Not Tested Foreign Matter	Yes Internal Standard Normalization
---------------------------	--------------------------	-------------------------------------	---------------------------------------	-------------------------------------	---

Cannabinoids by HPLC-PDA, LC-MS/MS, and/or GC-MS/MS


Analyte	LOD (%)	LOQ (%)	Result (%)	Result (mg/g)
CBC	0.0095	0.0284	ND	ND
CBCA	0.0181	0.0543	ND	ND
CBCV	0.006	0.018	ND	ND
CBD	0.0081	0.0242	ND	ND
CBDA	0.0043	0.013	ND	ND
CBDP	0.0067	0.02	ND	ND
CBDV	0.0061	0.0182	ND	ND
CBDVA	0.0021	0.0063	ND	ND
CBG	0.0057	0.0172	ND	ND
CBGA	0.0049	0.0147	ND	ND
CBL	0.0112	0.0335	ND	ND
CBLA	0.0124	0.0371	ND	ND
CBN	0.0056	0.0169	ND	ND
CBNA	0.006	0.0181	ND	ND
CBT	0.018	0.054	ND	ND
Δ8-THC	0.0104	0.0312	ND	ND
Δ8-THCP	0.0067	0.02	9.34	93.4
Δ9-THC	0.0076	0.0227	ND	ND
Δ9-THCA	0.0084	0.0251	ND	ND
Δ9-THCP	0.0067	0.02	83.8	838
Δ9-THCV	0.0069	0.0206	ND	ND
Δ9-THCVA	0.0062	0.0186	ND	ND
Total Δ9-THC			ND	ND
Total			93.1	931



ND = Not Detected; NT = Not Tested; LOD = Limit of Detection; LOQ = Limit of Quantitation; RL = Reporting Limit; Δ = Delta; Total Δ9-THC = Δ9-THCA * 0.877 + Δ9-THC; Total CBD = CBDA * 0.877 + CBD;



 Generated By: Ryan Bellone
 CCO
 Date: 07/11/2023



 Tested By: Scott Caudill
 Senior Scientist
 Date: 07/10/2023

 ISO/IEC 17025:2017 Accredited
 Accreditation #108651


PharmLabs San Diego Certificate of Analysis

3421 Hancock St, Second Floor, San Diego, CA 92110 | License: C8-0000098-LIC
 ISO/IEC 17025:2017 Certification L17-427-1 | Accreditation #85368



Sample **H4CBD07**


Sample ID SD221108-028 (54689) Matrix Concentrate (Inhalable Cannabis Good) Name Sunflower Wellness
 Distributor License 0039W3 Address 1830 Boston Ave
 Sampled - Received Nov 08, 2022 Reported Nov 09, 2022
 Analyses executed CANX

CANX - Cannabinoids Analysis

Analyzed Nov 09, 2022 | Instrument HPLC-VWD | Method
 The expanded Uncertainty of the Cannabinoid analysis is approximately 7.806% at the 95% Confidence Level

Analyte	LOD mg/g	LOQ mg/g	Result %	Result mg/g
11-Hydroxy-Δ8-Tetrahydrocannabinol (11-Hyd-Δ8-THCV)	0.013	0.041	ND	ND
Cannabidiol (CBD)	0.002	0.007	ND	ND
Abnormal Cannabidiol (a-CBD)	0.01	0.031	ND	ND
(+/-)-9B-hydroxy-Hexahydrocannabinol (9b-HHC)	0.012	0.036	ND	ND
11-Hydroxy-Δ8-Tetrahydrocannabinol (11-Hyd-Δ8-THC)	0.007	0.021	ND	ND
Cannabidiolic Acid (CBDA)	0.001	0.16	ND	ND
Cannabigerol Acid (CBGA)	0.001	0.16	ND	ND
Cannabigerol (CBG)	0.001	0.16	ND	ND
Cannabidiol (CBD)	0.001	0.16	ND	ND
1(S)-THD (s-THD)	0.013	0.041	7.27	72.72
1(R)-THD (r-THD)	0.025	0.075	81.90	818.95
Tetrahydrocannabinol (THCV)	0.001	0.16	ND	ND
Δ8-tetrahydrocannabinol (Δ8-THCV)	0.021	0.064	ND	ND
Cannabidihexol (CBDH)	0.005	0.16	NT	NT
Tetrahydrocannabinol (Δ9-THCB)	0.013	0.038	ND	ND
Cannabinol (CBN)	0.001	0.16	ND	ND
Cannabiphorol (CBDP)	0.015	0.047	NT	NT
exo-THC (exo-THC)	0.005	0.16	ND	ND
Tetrahydrocannabinol (Δ9-THC)	0.003	0.16	ND	ND
Δ8-tetrahydrocannabinol (Δ8-THC)	0.004	0.16	ND	ND
(6aR,9S)-Δ10-Tetrahydrocannabinol ((6aR,9S)-Δ10)	0.015	0.16	ND	ND
Hexahydrocannabinol (S Isomer) (9s-HHC)	0.017	0.16	ND	ND
(6aR,9R)-Δ10-Tetrahydrocannabinol ((6aR,9R)-Δ10)	0.007	0.16	ND	ND
Hexahydrocannabinol (R Isomer) (9r-HHC)	0.016	0.16	ND	ND
Tetrahydrocannabinolic Acid (THCA)	0.001	0.16	ND	ND
Δ9-Tetrahydrocannabinol (Δ9-THCH)	0.024	0.071	ND	ND
Cannabinol Acetate (CBNO)	0.014	0.043	ND	ND
Δ9-Tetrahydrocannabinol (Δ9-THCP)	0.017	0.16	ND	ND
Δ8-Tetrahydrocannabinol (Δ8-THCP)	0.041	0.16	ND	ND
Cannabitran (CBT)	0.005	0.16	NT	NT
Δ8-THC-O-acetate (Δ8-THCO)	0.076	0.16	ND	ND
9(S)-HHCP (s-HHCP)	0.031	0.094	ND	ND
Δ9-THC-O-acetate (Δ9-THCO)	0.066	0.16	ND	ND
9(R)-HHCP (r-HHCP)	0.026	0.079	ND	ND
9(S)-HHC-O-acetate (s-HHCO)	0.005	0.16	NT	NT
9(R)-HHC-O-acetate (r-HHCO)			NT	NT
3-octyl-Δ8-Tetrahydrocannabinol (Δ8-THC-C8)	0.067	0.204	ND	ND
Δ9-THC methyl ether (Δ9-MeO-THC)			NT	NT
Total THC (THCa * 0.877 + Δ9THC)			ND	ND
Total THC + Δ8THC + Δ10THC (THCa * 0.877 + Δ9THC + Δ8THC + Δ10THC)			ND	ND
Total CBD (CBDa * 0.877 + CBD)			ND	ND
Total CBG (CBGa * 0.877 + CBG)			ND	ND
Total HHC (9r-HHC + 9s-HHC)			ND	ND
Total Cannabinoids			89.17	891.68

UI Not Identified
 ND Not Detected
 N/A Not Applicable
 NT Not Reported
 LOD Limit of Detection
 LOQ Limit of Quantification
 <LOQ Detected
 >ULOL Above upper limit of linearity
 CFU/g Colony Forming Units per 1 gram
 TNTC Too Numerous to Count



Scan the QR code to verify authenticity.

Authorized Signature

Brandon Starr

Brandon Starr, Lab Manager
 Wed, 09 Nov 2022 08:58:38 -0800

PharmLabs San Diego | 3421 Hancock St, Second Floor, San Diego, CA 92110 | 619.356.0898 | ISO/IEC 17025:2017 Certification L17-427-1

*This report shall not be reproduced except in full, without the written approval of the lab. This report is for informational purposes only and should not be used to diagnose, treat or prevent any disease. Results are only for samples and batches indicated. Results are reported on an "as received" basis, unless indicated otherwise. When a Pass/Fail status is reported, that status is intended to be in accordance with federal, state and local laws which are required for the customer to be in compliance. The measurement of uncertainty is not included in the Pass/Fail evaluation unless explicitly required by federal, state or local laws and has been reported on the certificate of analysis. Measurement of uncertainty is available upon request.

